

AAC

ALL ALUMINIUM STRANDED CONDUCTOR



CABLE STRUCTURE

CONDUCTOR	:	Concentric stranded hard drawn aluminium wires, Sizes 16 mm ² up to 1,000 mm ²
STANDING DIRECTION	:	Z - Stranding
REFERENCE	:	TIS 85-2522

AAC

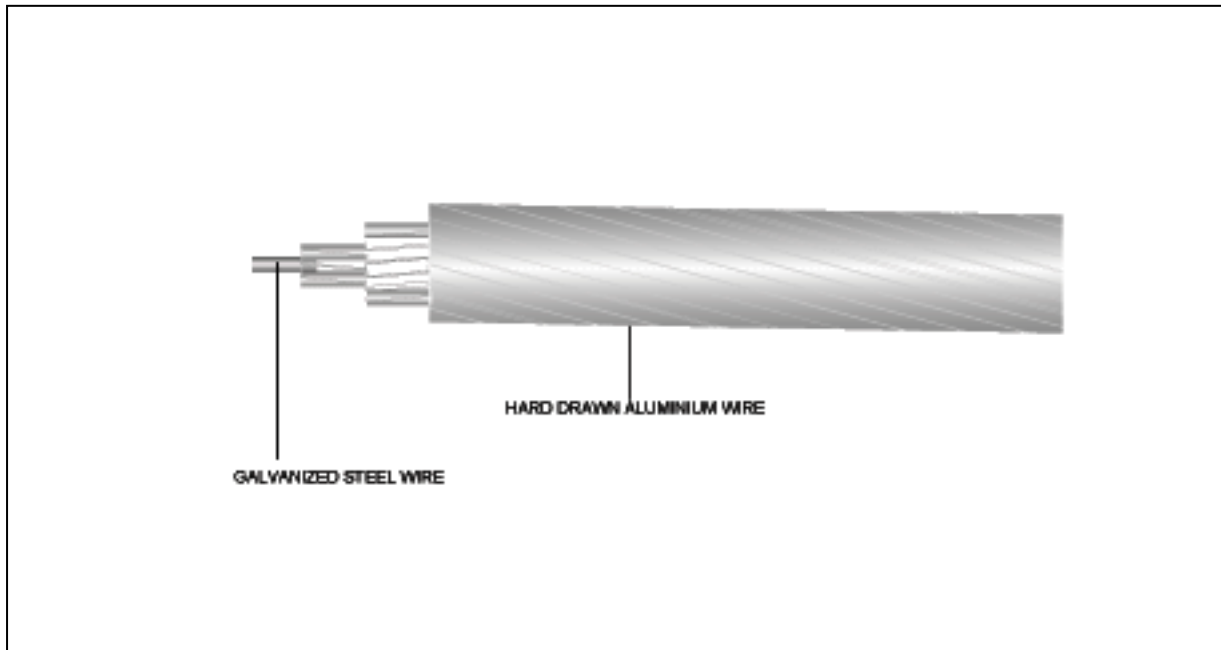
TIS 85-2522

Nominal Cross Sectional Area (mm ²)	Number and approx. diameter of wire (No./mm)	Approx. overall Conductor diameter (mm)	Maximum Conductor resistance at 20 °C (Ω-Km)	Breaking Strength (Kgf)	Maximum Continuous Current Rating In Free air (Ampere)	Cable Weight (approx.) (Kg/Km)	Standard length (m)
16	7/1.70	5.10	1.802	290	110	44	3000/D
25	7/2.14	6.42	1.138	440	145	70	3000/D
35	7/2.52	7.56	0.820	585	180	95	3000/D
50	7/3.02	9.06	0.571	805	225	140	2500/D
50	19/1.83	9.15	0.5757	890	225	140	2500/D
70	19/2.15	10.75	0.4171	1,205	270	190	2500/D
95	19/2.52	12.60	0.3036	1,585	340	260	2500/D
120	19/2.85	14.25	0.2374	1,980	390	330	2000/D
150	37/2.25	15.75	0.1960	2,570	455	400	2000/D
185	37/2.52	17.64	0.1563	3,085	550	500	2000/D
240	61/2.25	20.25	0.1192	4,015	625	650	1500/D
300	91/2.52	22.68	0.0950	4,820	710	850	1500/D
400	61/2.85	25.65	0.0743	6,025	855	1,100	1000/D
500	61/3.25	29.25	0.0571	7,695	990	1,400	1000/D
625	91/2.96	32.56	0.0463	9,694	1,140	1,700	500/D
800	91/3.35	36.85	0.0361	12,055	1,340	2,200	500/D
1000	91/3.74	41.14	0.0290	14,845	1,540	2,800	500/D

D : Packing in drum.

ACSR

ALUMINIUM CONDUCTOR STEEL REINFORCED



CABLE STRUCTURE

- | | | |
|---------------------------|---|--|
| CONDUCTOR | : | Hard drawn aluminum wire
Sizes 16 mm ² up to 680 mm ² |
| STANDING DIRECTION | : | Z – Stranding |
| STEEL CORE | : | Galvanized steel (Zinc coated), solid and
concentric stranded, sizes 2.5 mm ² up to 85 mm ² |
| REFERENCE | : | TIS 86-2522 |

ACSR

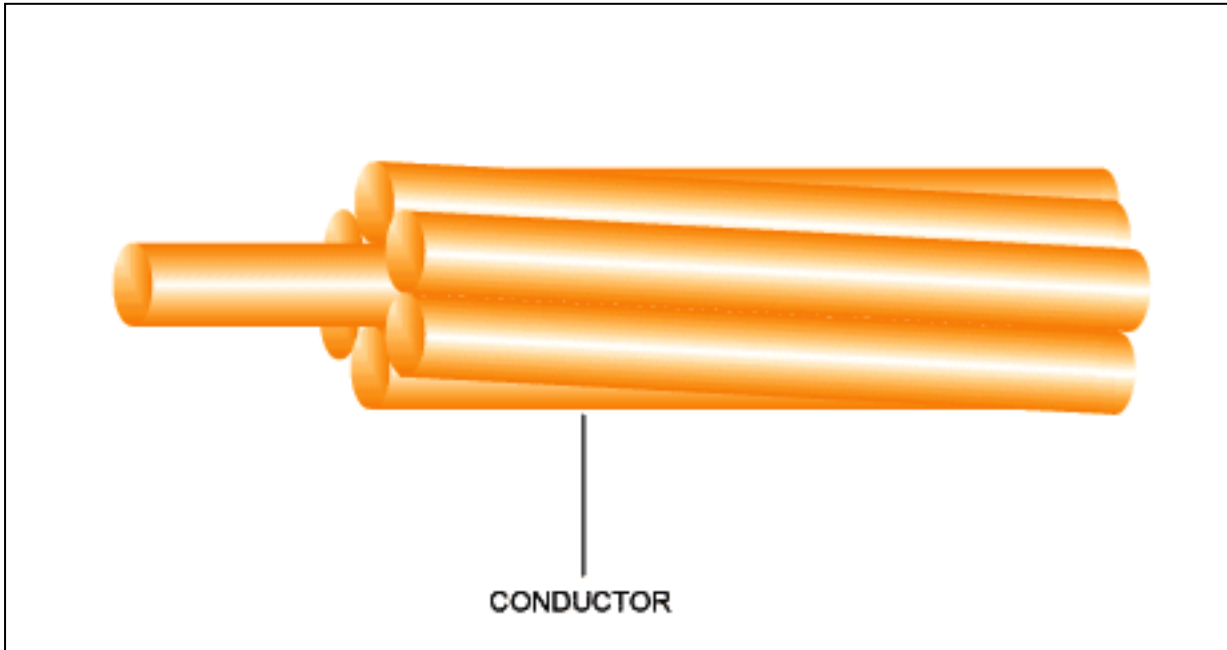
TIS 86-2522

Nominal Cross Sectional area (mm ²)	ALUMINIUM		STEEL WIRE		Approx. overall conductor diameter (mm)	Maximum Conductor resistance at 20 °C (Ω-Km)	Breaking Strength (kgf)	Maximum continuous Current Rating In Free air (Ampere)	Cable Weight (approx.) (Kg/Km)	Standard length (m)
	Number and approx. diameter of wire (No./mm)	Cross Sectional area (mm ²)	Number and approx. diameter of wire (No./mm)	Cross Sectional area (mm ²)						
16/2.5	6/1.80	15.3	1/1.80	2.54	5.40	1.880	592	90	60	4,000/D
25/4	6/2.25	23.9	1/2.25	3.98	6.75	1.203	916	125	95	4,000/D
35/6	6/2.70	34.4	1/2.70	5.73	8.10	0.8353	1,265	145	140	3,000/D
50/8	6/3.20	48.3	1/3.20	8.04	9.60	0.5947	1,716	170	200	3,000/D
50/30	12/2.33	51.2	7/2.33	29.85	11.5	0.5644	4,380	170	380	3,000/D
70/12	26/1.85	69.9	7/1.44	11.40	11.5	0.4131	2,676	290	280	3,000/D
95/15	26/2.15	94.4	7/1.67	15.33	13.5	0.3058	3,565	350	380	3,000/D
95/55	12/3.20	96.5	7/3.20	56.30	16.0	0.2993	7,965	350	700	3,000/D
120/20	26/2.44	121.6	7/1.90	19.85	15.5	0.2375	4,555	410	490	2,000/D
120/70	12/3.60	122.1	7/3.60	71.25	18.0	0.2365	10,034	410	900	2,000/D
125/30	30/2.33	27.9	7/2.33	29.85	16.0	0.2259	5,759	425	600	2,000/D
150/25	26/2.70	148.9	7/2.10	24.25	17.0	0.1939	5,513	470	600	2,000/D
170/40	30/2.70	171.8	7/2.70	40.08	18.5	0.1683	7,675	520	800	2,000/D
185/30	26/3.00	183.8	7/2.33	29.85	18.5	0.1571	6,618	535	750	2,000/D
210/35	26/3.20	209.1	7/2.49	34.09	20.0	0.1381	7,489	590	850	1,500/D
210/50	30/3.00	212.1	7/3.00	49.48	21.00	0.1363	9,390	610	1,000	1,500/D
230/10	24/3.50	230.9	7/2.33	29.85	21.00	0.1250	7,313	630	900	1,500/D
240/40	26/3.45	243.1	7/2.68	39.49	21.00	0.1188	8,640	645	1,000	1,500/D
265/35	24/3.74	263.7	7/2.49	34.10	22.00	0.1095	8,307	680	1,000	1,000/D
300/50	26/3.86	304.3	7/3.00	49.50	24.00	0.0949	10,702	740	1,200	1,000/D
305/40	54/2.68	304.6	7/2.68	39.50	24.00	0.0949	9,942	740	1,200	1,000/D
380/50	54/3.00	381.7	7/3.00	49.50	27.00	0.0758	12,312	840	1,500	1,000/D
435/55	54/3.20	434.3	7/3.20	56.30	28.00	0.0666	13,673	900	1,700	1,000/D
490/65	54/3.40	490.3	7/3.40	63.60	30.00	0.0590	15,343	960	1,900	1,000/D
550/70	54/3.60	549.7	7/3.60	71.30	32.00	0.0526	17,096	1020	2,100	500/D
680/85	54/4.00	678.6	19/2.40	86.00	36.00	0.0426	12,040	1150	2,600	500/D

D : Packing in drum.

FHC

HARD DRAWN COPPER STRANDED CONDUCTOR



CABLE STRUCTURE

- CONDUCTOR** : Hard drawn copper wires, concentric stranded conductor
sizes 10 mm² up to 500 mm²
Direction of outermost layer z
- REFERENCE** : TIS 64-2517

FHC

TIS 64-2517

Nominal Cross Sectional area (mm ²)	Number and diameter of wire	Approx conductor diameter (mm)	Maximum conductor resistance at 20 °C (Ω-Km)	Breaking Strength (Kgf)	Maximum continuous current rating in free air (Ampere)	Cable weight (approx.) (Kg/Km)	Standard length (m)
10	7/1.35	4.05	1.80548	438	90	90	1000/D
16	7/1.70	5.10	1.13857	694	125	140	1000/D
25	7/2.14	6.42	0.71851	1,076	160	230	1000/D
35	7/2.25	7.56	0.51815	1,459	200	320	1000/D
50	7/3.02	9.06	0.35896	2,095	250	450	1000/D
50	19/1.78	8.90	0.38252	2,021	250	430	1000/D
70	19/2.14	10.70	0.26466	2,921	310	600	1000/D
95	19/2.52	12.60	0.19183	3,961	380	850	1000/D
120	19/2.85	14.25	0.14922	5,067	440	1,100	500/D
150	37/2.25	15.75	0.12384	6,289	510	1,300	500/D
185	37/2.52	17.64	0.09813	7,713	585	1,700	500/D
240	61/2.25	20.25	0.07528	10,369	700	2,200	500/D
300	61/2.52	22.68	0.06002	12,717	800	2,800	500/D
400	61/2.85	25.65	0.04692	16,266	900	3,600	500/D
500	61/3.20	28.80	0.03703	20,506	1110	4,500	500/D

D : PACKING IN DRUM.